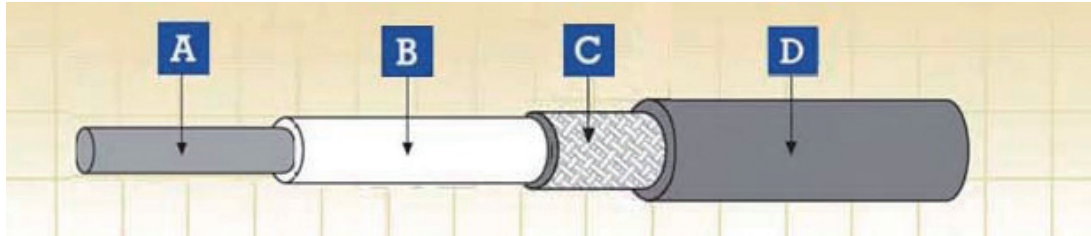


FIREROL Extra-Flexible High Temperature Single Core Sheathed Cables 3000 V NF F 63-827 (FRF-HT-3S-EF)



A. Conductor B. Insulation C. Reinforcement D. Sheath

Application

These cables are used as power and control cable for protected installations inside and outside of rail and transport vehicles, where handling and installation cost are an important factor, suitable for used in control, auxiliary and main circuit wiring such as cable harnesses, switchboards and control panels, driver desks etc.

Construction

Conductor

Stranded tinned copper wires to IEC 60228 Class 6

Insulation

Halogen free silicone rubber

Reinforcement

Textile braid

Sheath

Halogen free silicone rubber

Electrical & Mechanical Properties

Nominal Voltage	3000 V
Max. Conductor Temperature	120 °C/140 °C
Temperature Range	-40 °C~135 °C
Bending Radius	3 × Overall Diameter

Standards

NF F 63-827

NF F 16-101

Fire Performance in General

EN 50265-2-1; IEC 60332-1-2; NF C 32-070 2.1 (C2)
 EN 50266-2-4 + EN 50305; IEC 60332-3-24;
 NF C 32-070 2.2 (C1); VDE 0472 Teil 804
 EN 50268-2; IEC 61034-2; NF C 32-073 ;
 NF C 20-902; NF F 16 101; VDE 0472 Teil 816
 EN 50267-2-1; IEC 60754-1; NF C 32-074;
 NF C 20-454; VDE 0472 Teil 815
 EN 50267-2-2/3; IEC 60754-2; NF C 32-074;
 NF C 20-453; VDE 0472 Teil 813
 EN 50305; NF X 70-100; NF F 63 808; TM1-04; BS6853
 NF F 63 808; BS6853; NF F 16 101

Vertical flame propagation for a single insulated wire or cable
 Vertical flame spread of vertically mounted bunched wires or cables

Low Smoke Emission

Halogen Free

Low Corrosivity (Acidity & Conductivity)

Low Toxicity
 Smoke Index



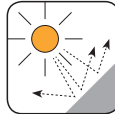
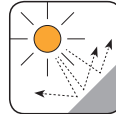
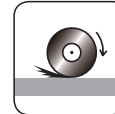

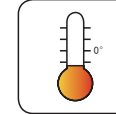









NF F 63-827 Rolling Stock Cables

FRF-HT-3S-EF 3000 V

Nominal Cross-Sectional Area	Number & Nominal Diameter of Strands	Nominal Insulation Thickness	Overall Diameter		Weight
			Min.	Max.	
mm ²	No/mm	mm	mm	mm	kg/km
25.0	800/0.20	2.8	12.0	13.2	390
35.0	1120/0.20	2.8	13.2	14.7	500
50.0	705/0.30	3.0	15.2	16.7	680
70.0	990/0.30	3.2	17.1	18.8	930
95.0	1340/0.30	3.2	19.0	21.0	1150
120.0	1690/0.30	3.3	21.0	23.1	1470
150.0	2123/0.30	3.3	22.8	25.0	1800
185.0	1470/0.40	3.4	24.7	27.1	2240
240.0	1905/0.40	3.6	27.6	31.2	2820

NF F 63-827 Rolling Stock Cables



- 
Impact Resistant
- 
Highly Flexible
- 
UV Resistant
- 
Ozone Resistant
- 
Abrasion Retardant
- 
Cold Resistant
- 
Resistance To Soldering Heat
- 
Acid & Alkaline Resistant
- 
IRM 903
Fuel Oil Resistant
- 
IRM 902
Mineral Oil Resistant
- 
Fire Retardant
NF C32-070-2.2(C1)
IEC60332-3-24/EN50266-2-4
- 
Flame Retardant
NF C32-070-2.1(C2)
IEC60332-1-2/EN50265-2-1
- 
Low Toxicity
EN 50305; NF X70-100/NF
F63 808/TM1-04/BS 6855
- 
Low Corrosivity
IEC60754-2/EN50267-2-2/3
NF C32-074/NF C20-453
- 
Low Smoke Emission
IEC 61034-2 / EN 50268-2
NF C32-073/NF C 20-902
- 
Zero
IEC 60754-1/EN 50267-2-1
NF C20-454